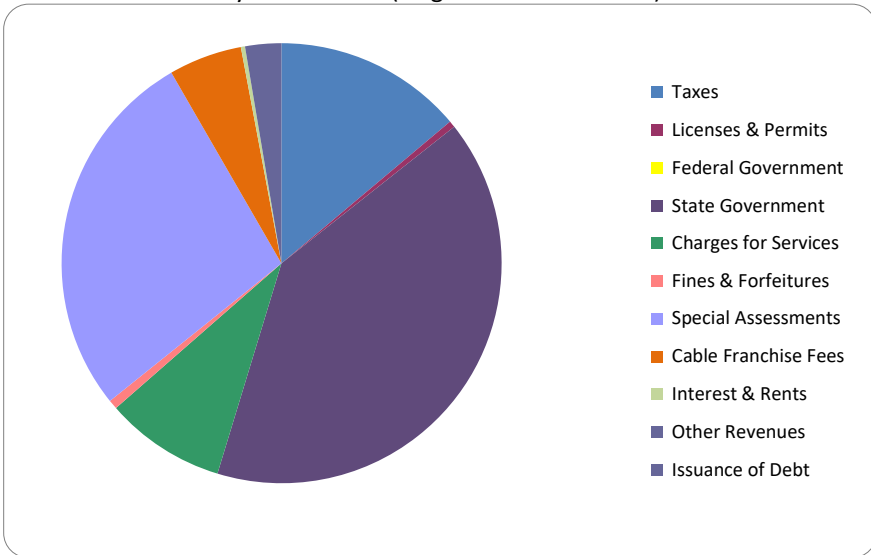


CITIZEN'S GUIDE TO LOCAL UNIT FINANCES - Tyrone Township (47-1150)

REVENUES

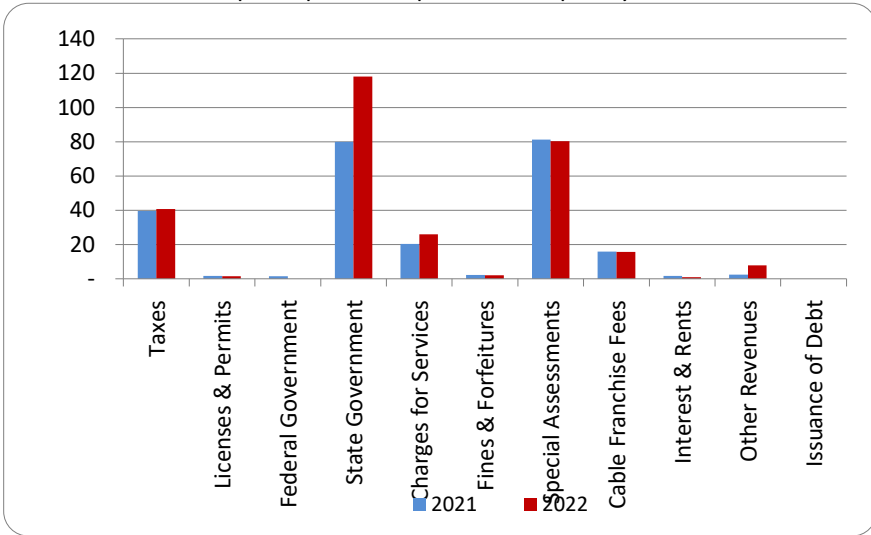
1. Where our money comes from (all governmental funds)



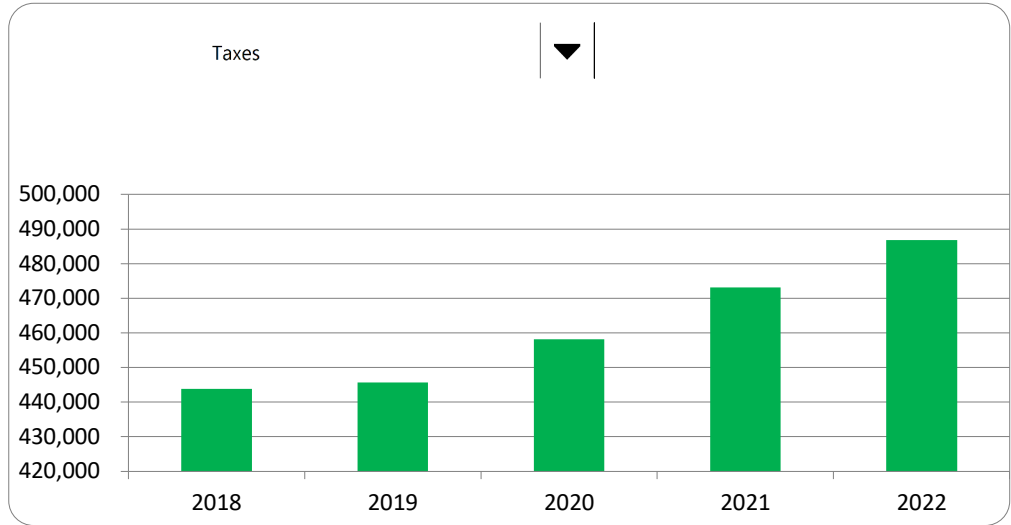
2. Compared to the prior year

	2021	2022	% change
Taxes	\$ 473,151	\$ 486,806	2.89%
Licenses & Permits	20,295	16,660	-17.91%
Federal Government	16,904	-	-100.00%
State Government	958,563	1,414,459	47.56%
Charges for Services	242,423	310,414	28.05%
Fines & Forfeitures	27,163	23,517	-13.42%
Special Assessments	973,466	961,600	-1.22%
Cable Franchise Fees	188,963	188,065	-0.48%
Interest & Rents	20,163	11,036	-45.27%
Other Revenues	27,665	93,198	236.88%
Issuance of Debt	-	-	N/A
Total Revenues	\$ 2,948,756	\$ 3,505,755	18.89%

3. Revenue sources per capita - compared to the prior year



4. Historical trends of individual sources



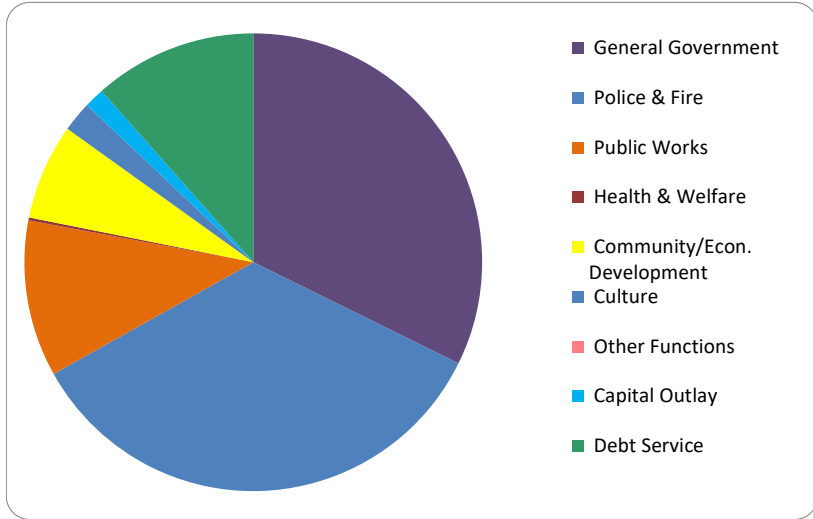
Commentary:

For more information on our unit's finances, contact Mike Cunningham at (810) 629-8631.

CITIZEN'S GUIDE TO LOCAL UNIT FINANCES - Tyrone Township (47-1150)

EXPENDITURES

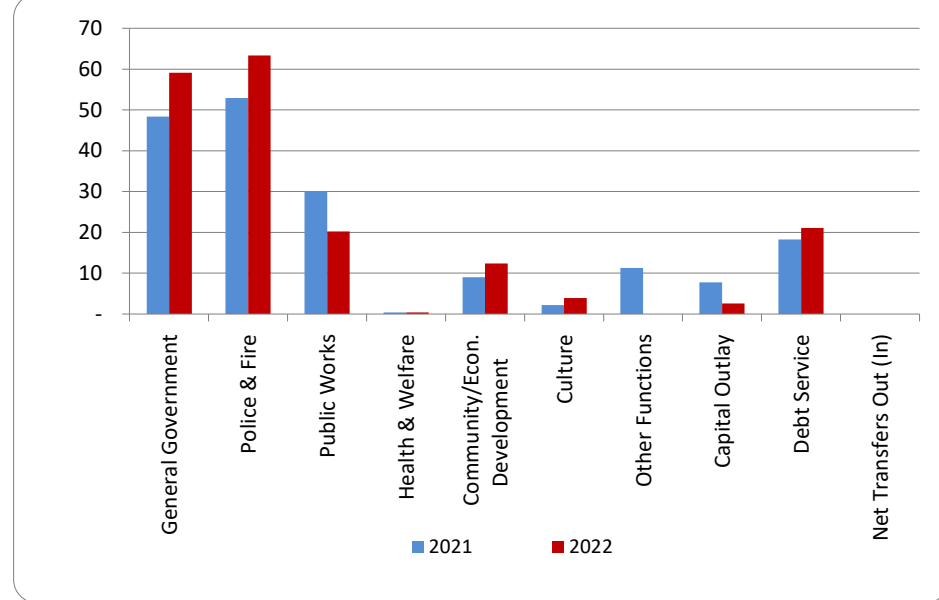
1. Where we spend our money (all governmental funds)



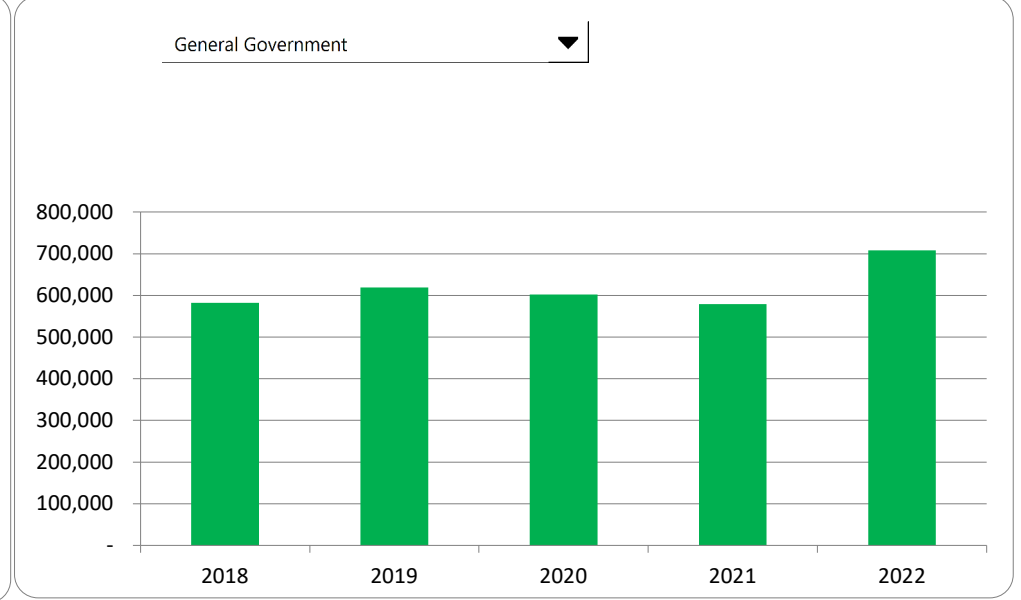
2. Compared to the prior year

	<u>2021</u>	<u>2022</u>	<u>% change</u>
General Government	\$ 579,423	\$ 708,186	22.22%
Police & Fire	634,327	759,494	19.73%
Public Works	359,830	242,321	-32.66%
Health & Welfare	4,400	4,400	0.00%
Culture	26,373	46,593	76.67%
Community/Econ. Development	107,780	148,777	38.04%
Other Functions	135,254	-	-100.00%
Capital Outlay	93,324	31,132	-66.64%
Debt Service	218,471	253,070	15.84%
Net Transfers Out (In)	-	-	N/A
Total Expenditures	\$ 2,159,182	\$ 2,193,973	1.61%

3. Spending per capita - compared to the prior year



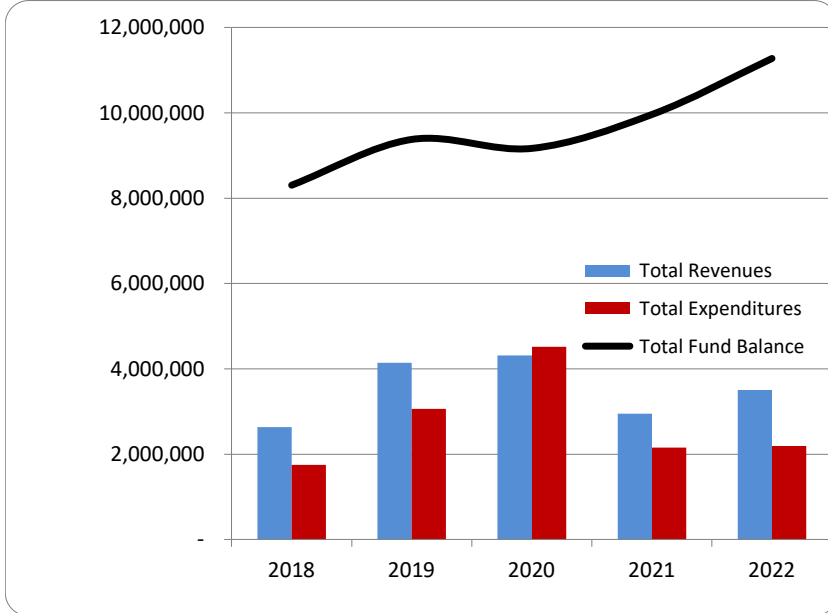
4. Historical trends of individual departments:



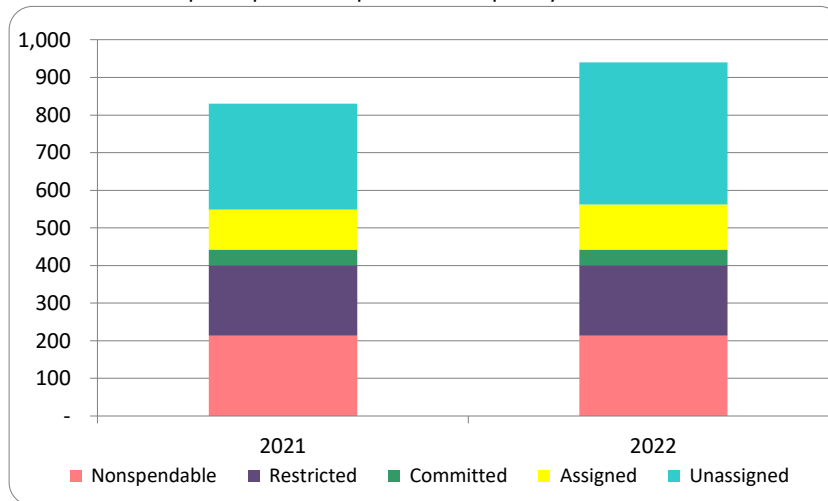
Commentary:

CITIZEN'S GUIDE TO LOCAL UNIT FINANCES - Tyrone Township (47-1150)

1. How have we managed our governmental fund resources (fund balance)?



3. Fund balance per capita - compared to the prior year

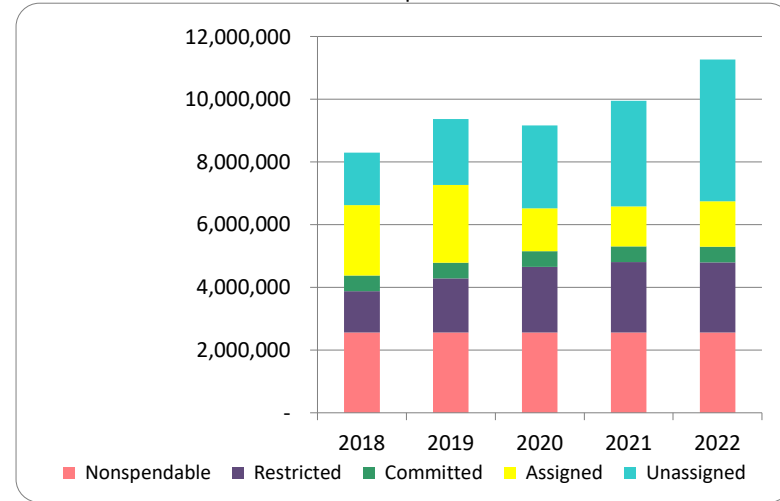


FINANCIAL POSITION

2. Compared to the prior year

	2021	2022	% change
Revenue	2,948,756	3,505,755	18.89%
Expenditures	2,159,182	2,193,973	1.61%
Surplus (shortfall)	789,574	1,311,782	66.14%
Fund balance, by component:			
Nonspendable	2,559,123	2,560,622	0.06%
Restricted	2,244,107	2,235,373	-0.39%
Committed	500,000	500,000	0.00%
Assigned	1,275,984	1,447,404	13.43%
Unassigned	3,376,942	4,524,539	33.98%
total fund balance	9,956,156	11,267,938	13.18%

4. Historical trends of individual components



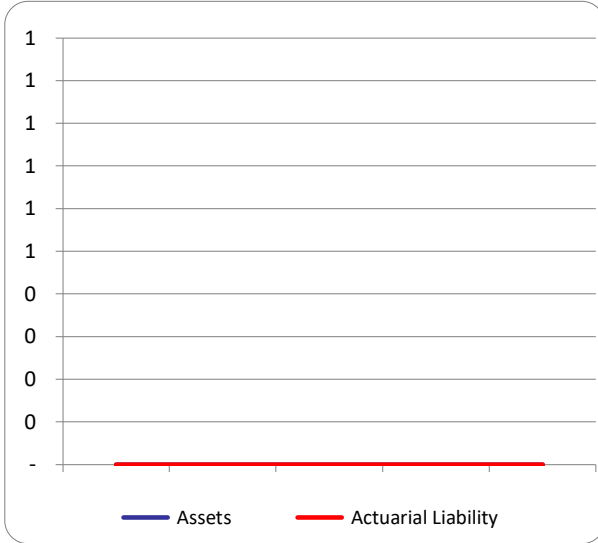
Commentary:

For more information on our unit's finances, contact Mike Cunningham at (810) 629-8631.

CITIZEN'S GUIDE TO LOCAL UNIT FINANCES - Tyrone Township (47-1150)

OTHER LONG TERM OBLIGATIONS

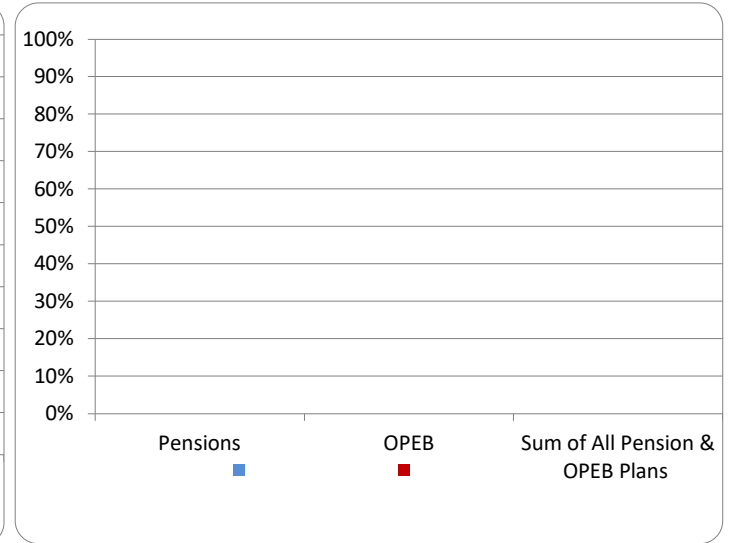
1. Pension funding status



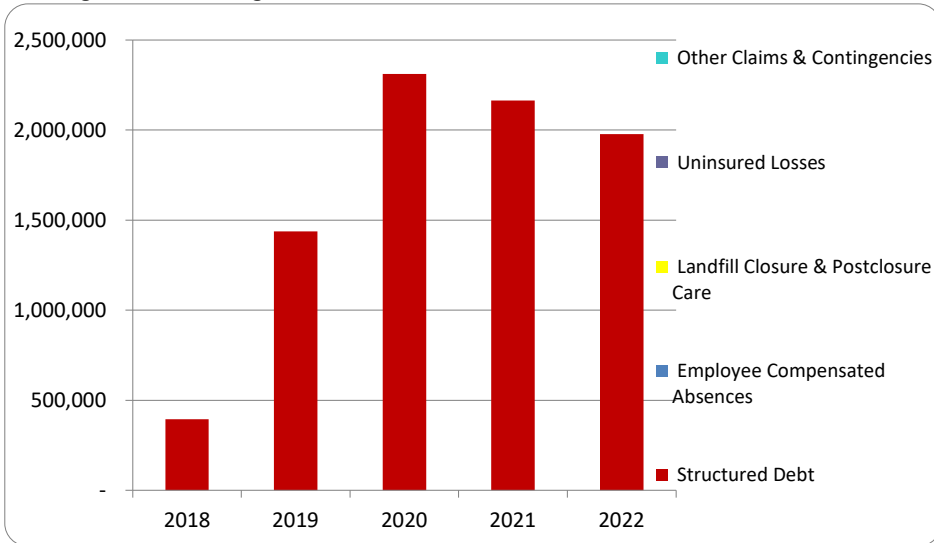
2. Retiree Health care funding status



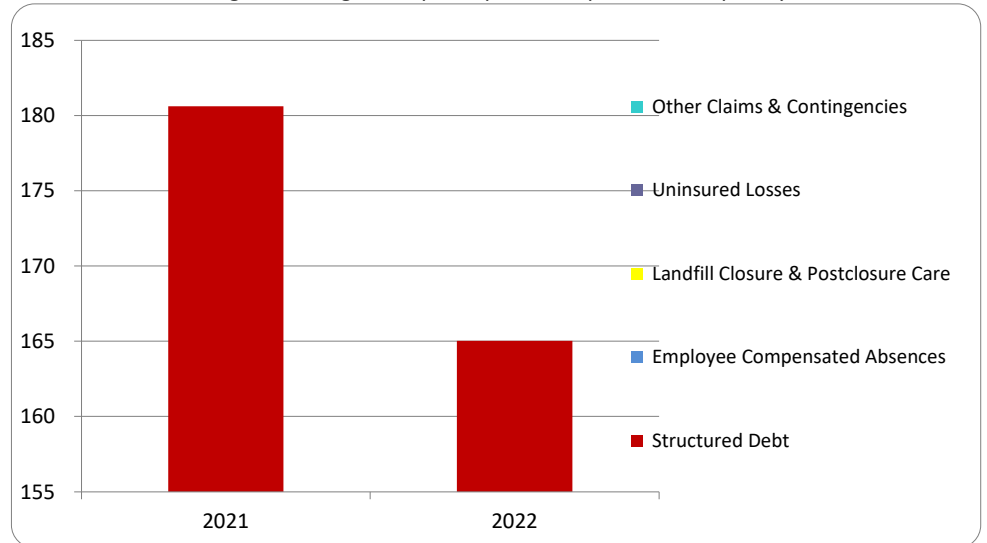
3. Percent funded - compared to the prior year



4. Long Term Debt obligations:



5. Debt & other long term obligations per capita - compared to the prior year



Commentary: Tyrone Township does not offer a defined benefit pension plan or retiree healthcare.

For more information on our unit's finances, contact Mike Cunningham at (810) 629-8631.