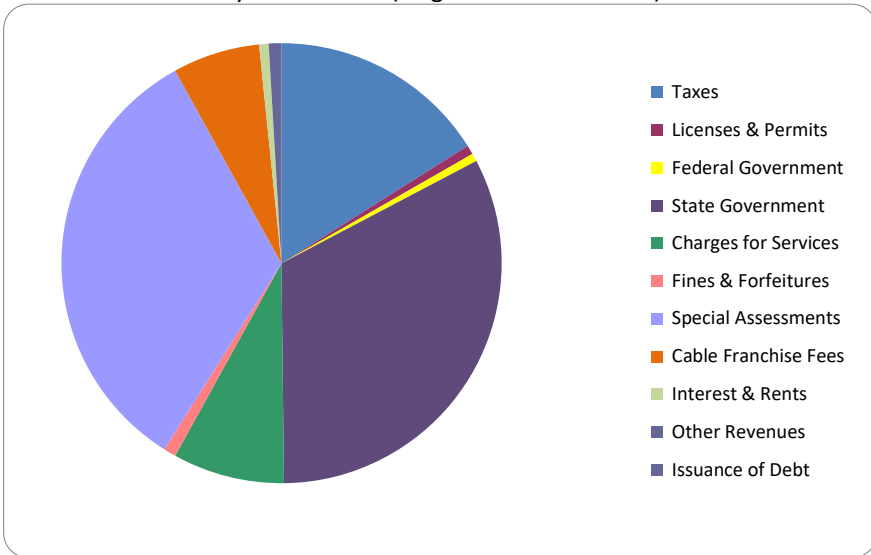


**CITIZEN'S GUIDE TO LOCAL UNIT FINANCES - Tyrone Township (47-1150)**

**REVENUES**

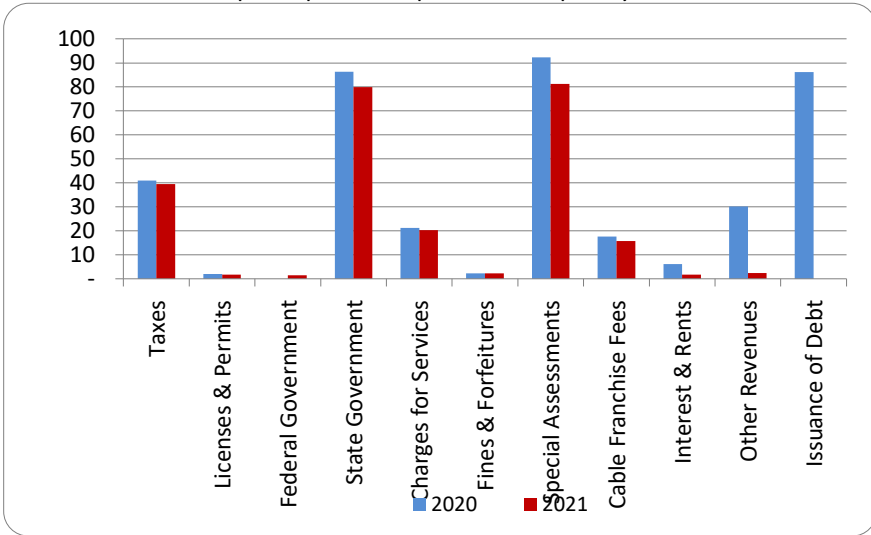
**1. Where our money comes from (all governmental funds)**



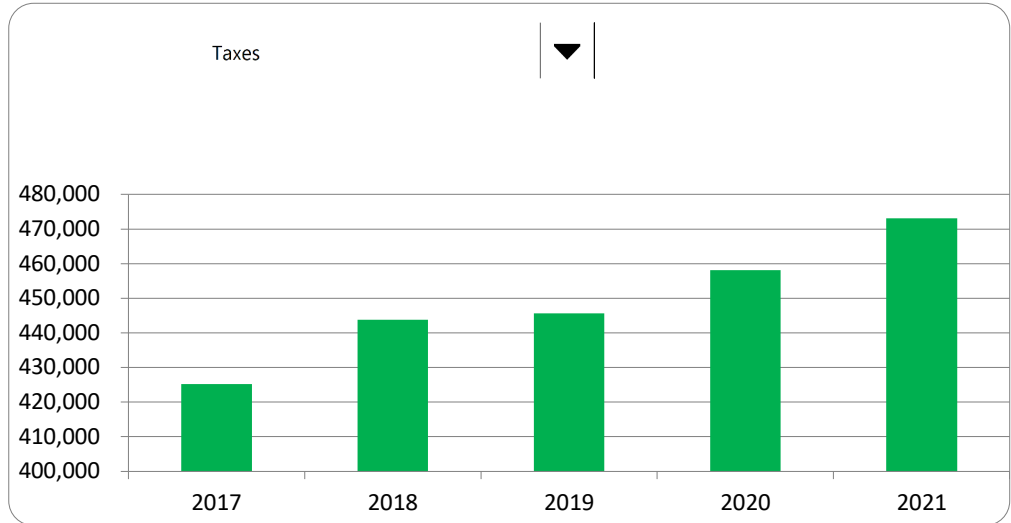
**2. Compared to the prior year**

	2020	2021	% change
Taxes	\$ 458,157	\$ 473,151	3.27%
Licenses & Permits	22,445	20,295	-9.58%
Federal Government	-	16,904	N/A
State Government	967,335	958,563	-0.91%
Charges for Services	237,409	242,423	2.11%
Fines & Forfeitures	25,151	27,163	8.00%
Special Assessments	1,034,528	973,466	-5.90%
Cable Franchise Fees	197,136	188,963	-4.15%
Interest & Rents	69,004	20,163	-70.78%
Other Revenues	336,836	27,665	-91.79%
Issuance of Debt	965,000	-	-100.00%
<b>Total Revenues</b>	<b>\$ 4,313,001</b>	<b>\$ 2,948,756</b>	<b>-31.63%</b>

**3. Revenue sources per capita - compared to the prior year**



**4. Historical trends of individual sources**



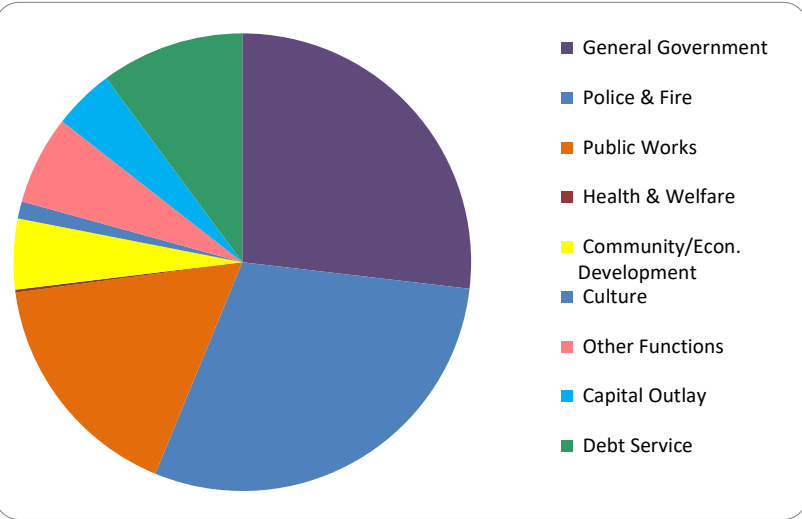
**Commentary:**

For more information on our unit's finances, contact Mike Cunningham at (810) 629-8631.

**CITIZEN'S GUIDE TO LOCAL UNIT FINANCES - Tyrone Township (47-1150)**

**EXPENDITURES**

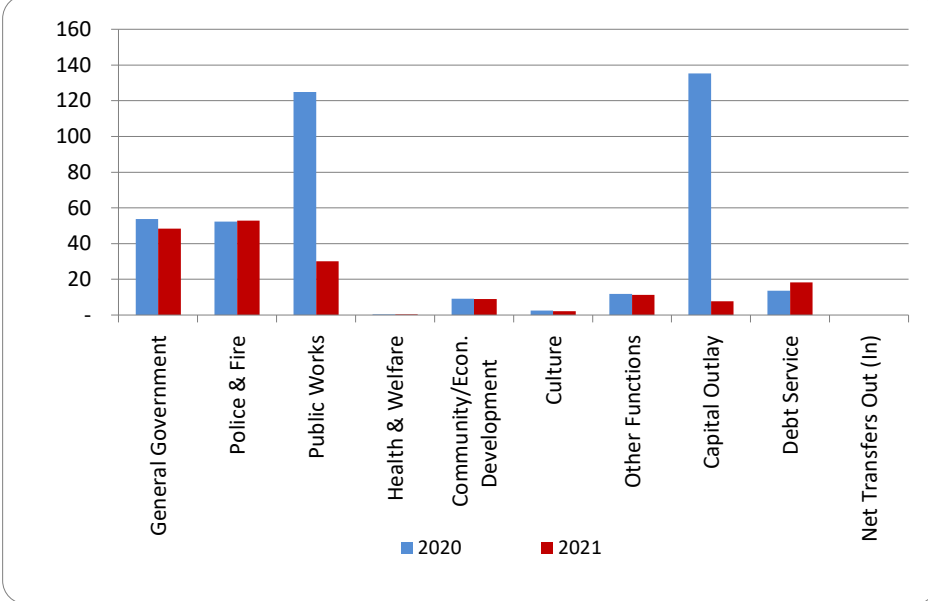
**1. Where we spend our money (all governmental funds)**



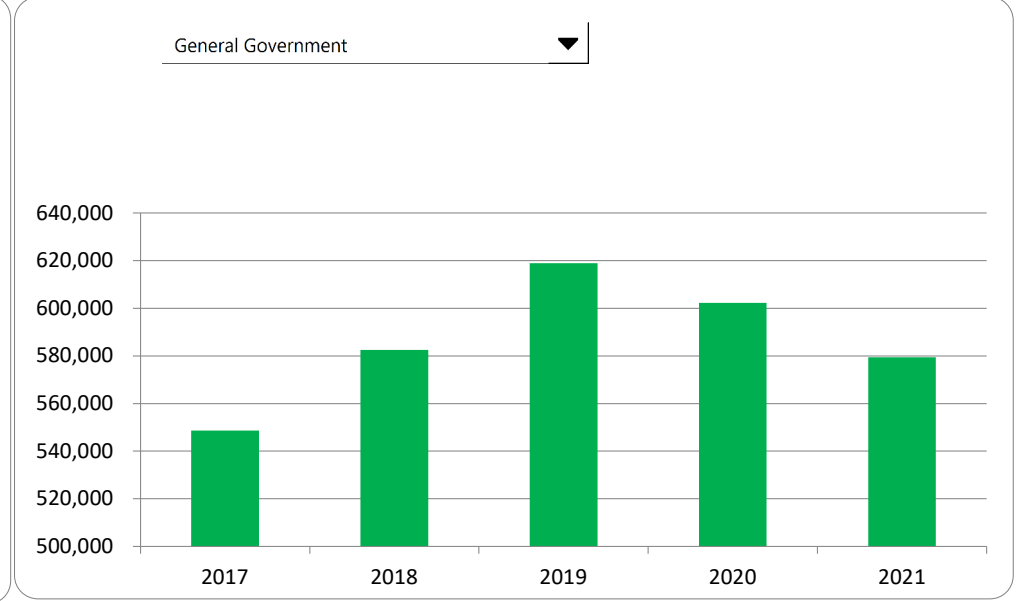
**2. Compared to the prior year**

	<u>2020</u>	<u>2021</u>	<u>% change</u>
General Government	\$ 602,244	\$ 579,423	-3.79%
Police & Fire	585,595	634,327	8.32%
Public Works	1,398,184	359,830	-74.26%
Health & Welfare	4,400	4,400	0.00%
Culture	28,068	26,373	-6.04%
Community/Econ. Development	102,415	107,780	5.24%
Other Functions	132,817	135,254	1.83%
Capital Outlay	1,515,046	93,324	-93.84%
Debt Service	151,799	218,471	43.92%
Net Transfers Out (In)	-	-	N/A
<b>Total Expenditures</b>	<b>\$ 4,520,568</b>	<b>\$ 2,159,182</b>	<b>-52.24%</b>

**3. Spending per capita - compared to the prior year**



**4. Historical trends of individual departments:**

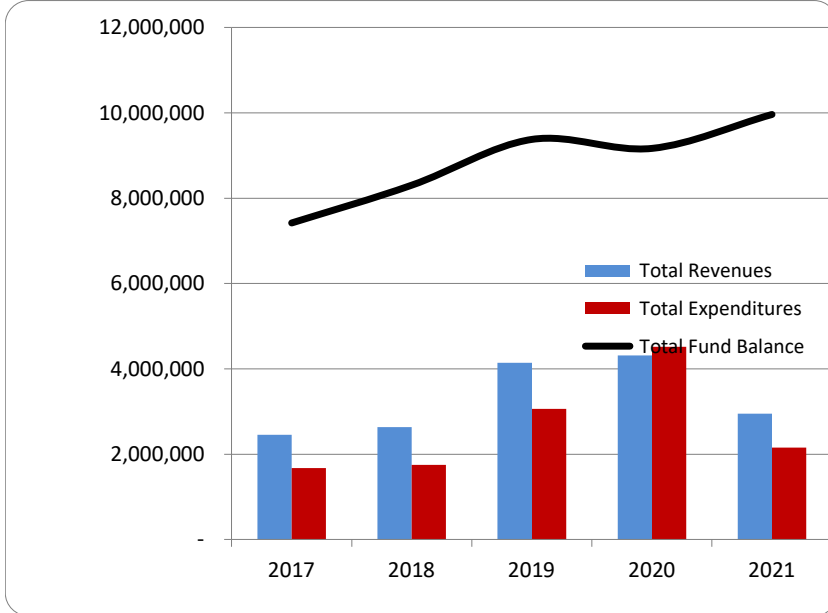


Commentary:

For more information on our unit's finances, contact Mike Cunningham at (810) 629-8631.

**CITIZEN'S GUIDE TO LOCAL UNIT FINANCES - Tyrone Township (47-1150)**

1. How have we managed our governmental fund resources (fund balance)?



3. Fund balance per capita - compared to the prior year

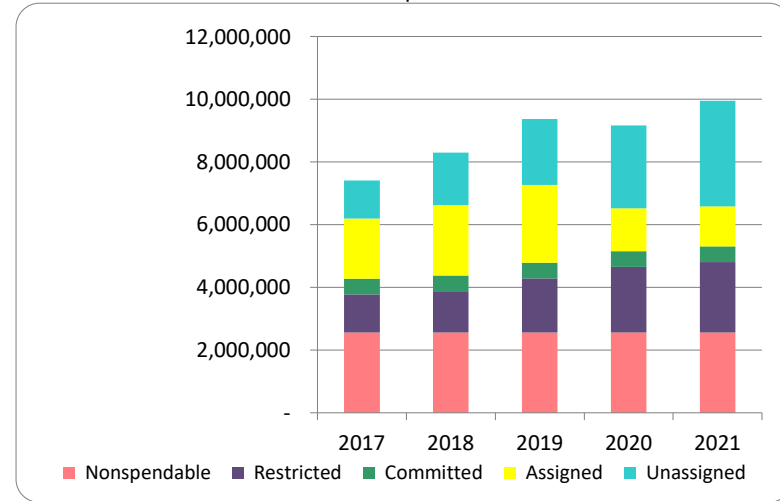


**FINANCIAL POSITION**

2. Compared to the prior year

	2020	2021	% change
Revenue	4,313,001	2,948,756	-31.63%
Expenditures	4,520,568	2,159,182	-52.24%
Surplus (shortfall)	(207,567)	789,574	-480.39%
Fund balance, by component:			
Nonspendable	2,559,309	2,559,123	-0.01%
Restricted	2,090,927	2,244,107	7.33%
Committed	500,000	500,000	0.00%
Assigned	1,369,509	1,275,984	-6.83%
Unassigned	2,646,837	3,376,942	27.58%
total fund balance	9,166,582	9,956,156	8.61%

4. Historical trends of individual components



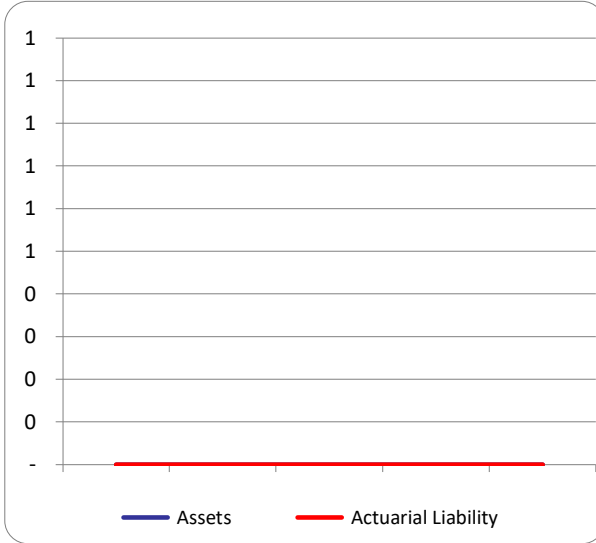
Commentary:

For more information on our unit's finances, contact Mike Cunningham at (810) 629-8631.

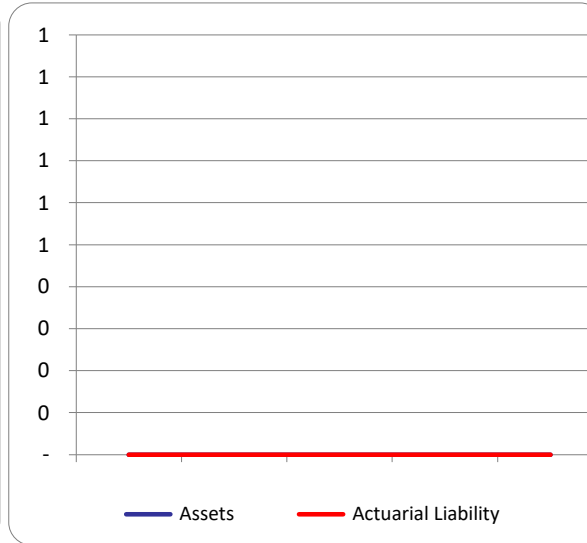
**CITIZEN'S GUIDE TO LOCAL UNIT FINANCES - Tyrone Township (47-1150)**

**OTHER LONG TERM OBLIGATIONS**

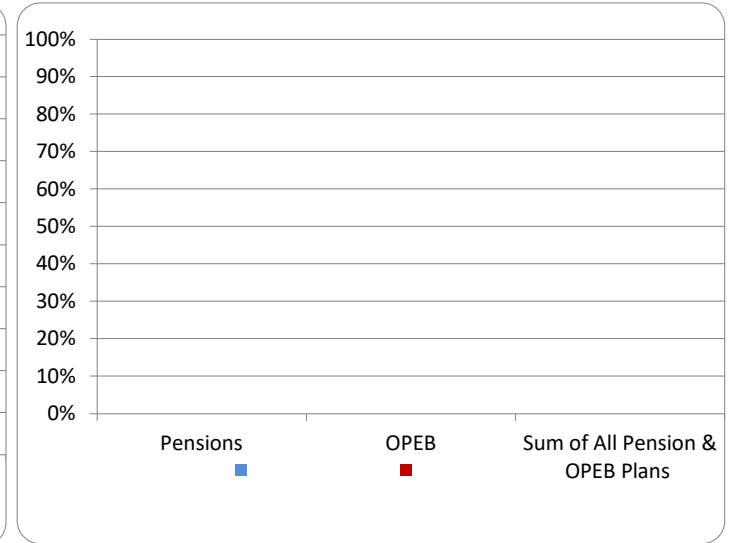
1. Pension funding status



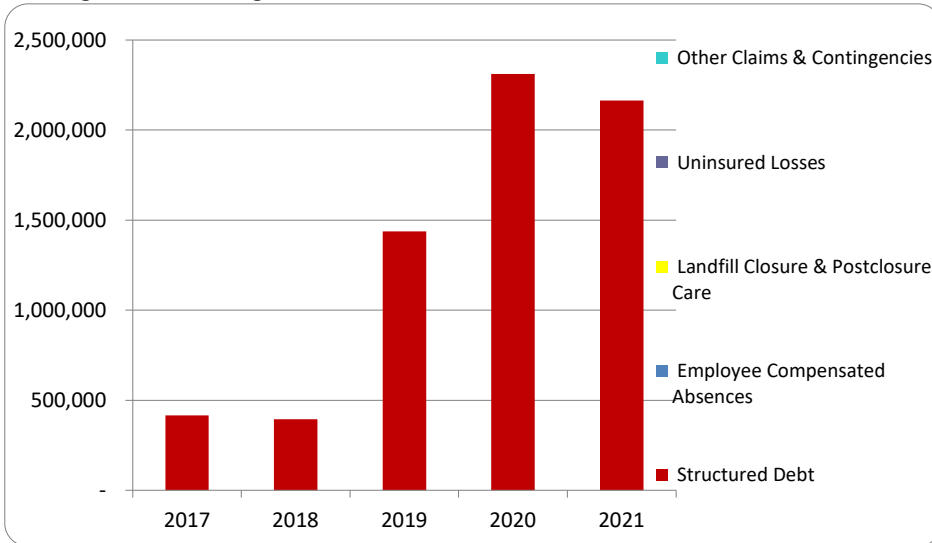
2. Retiree Health care funding status



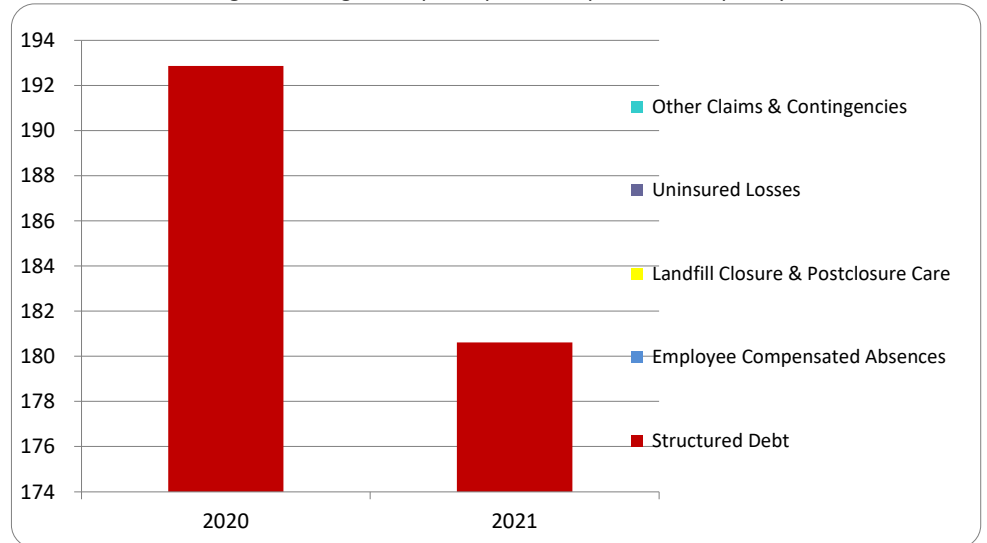
3. Percent funded - compared to the prior year



4. Long Term Debt obligations:



5. Debt & other long term obligations per capita - compared to the prior year



**Commentary: Tyrone Township does not offer a defined benefit pension plan or retiree healthcare.**

For more information on our unit's finances, contact Mike Cunningham at (810) 629-8631.