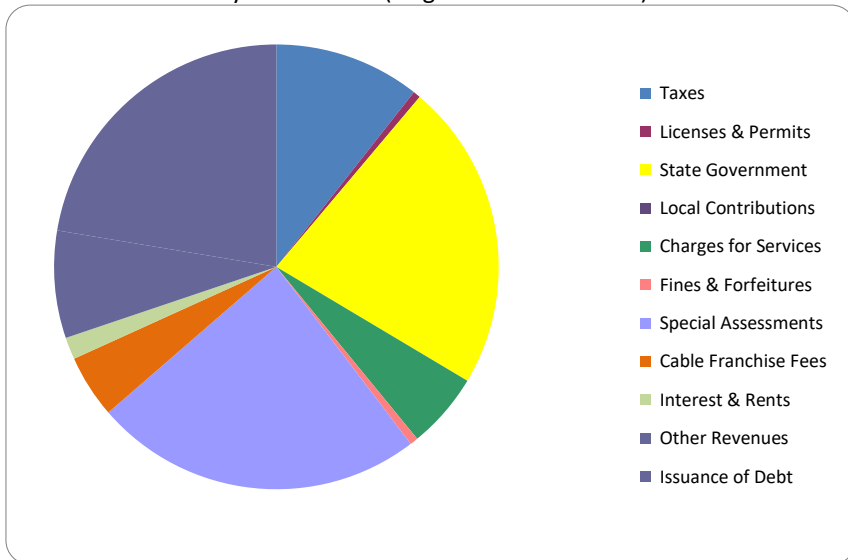


CITIZEN'S GUIDE TO LOCAL UNIT FINANCES - Tyrone Township (47-1150)

REVENUES

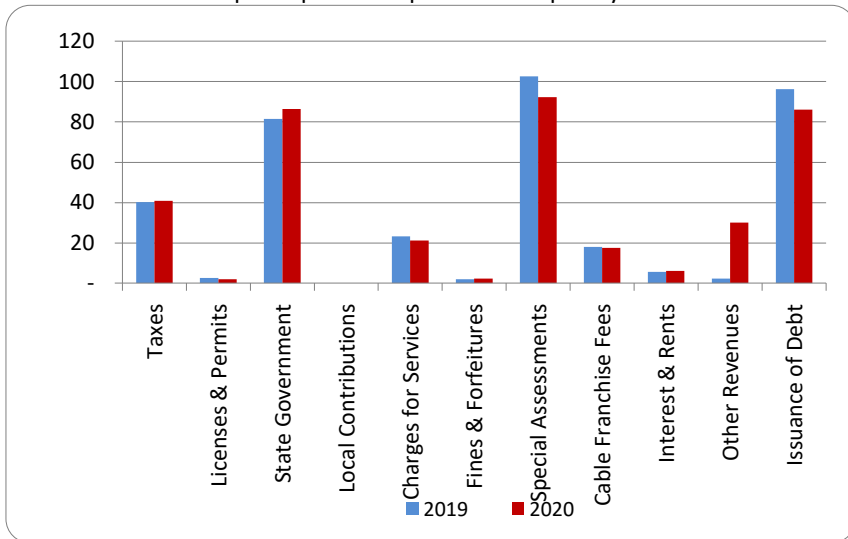
1. Where our money comes from (all governmental funds)



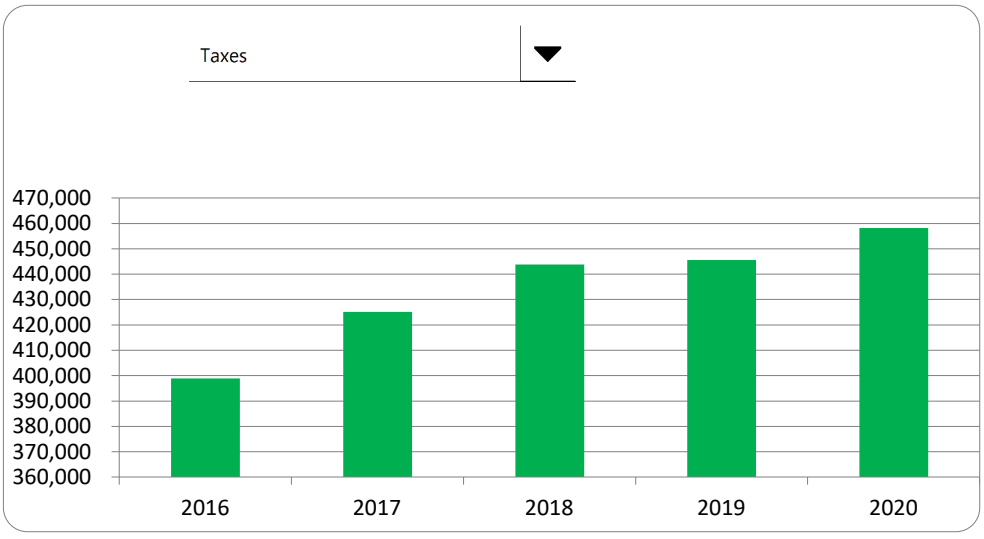
2. Compared to the prior year

	<u>2019</u>	<u>2020</u>	<u>% change</u>
Taxes	\$ 445,624	\$ 458,157	2.81%
Licenses & Permits	29,274	22,445	-23.33%
State Government	900,422	967,335	7.43%
Local Contributions	-	-	N/A
Charges for Services	257,894	237,409	-7.94%
Fines & Forfeitures	21,824	25,151	15.24%
Special Assessments	1,134,506	1,034,528	-8.81%
Cable Franchise Fees	198,496	197,136	-0.69%
Interest & Rents	63,109	69,004	9.34%
Other Revenues	25,077	336,836	1243.21%
Issuance of Debt	1,063,433	965,000	-9.26%
Total Revenues	\$ 4,139,659	\$ 4,313,001	4.19%

3. Revenue sources per capita - compared to the prior year



4. Historical trends of individual sources



Commentary:

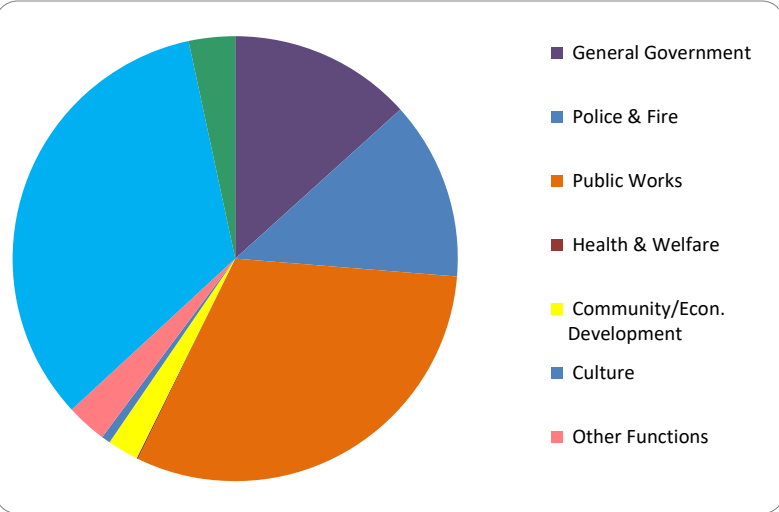
For more information on our unit's finances, contact Mike Cunningham at (810) 629-8631.

CITIZEN'S GUIDE TO LOCAL UNIT FINANCES - Tyrone Township (47-1150)

EXPENDITURES

1. Where we spend our money (all governmental funds)

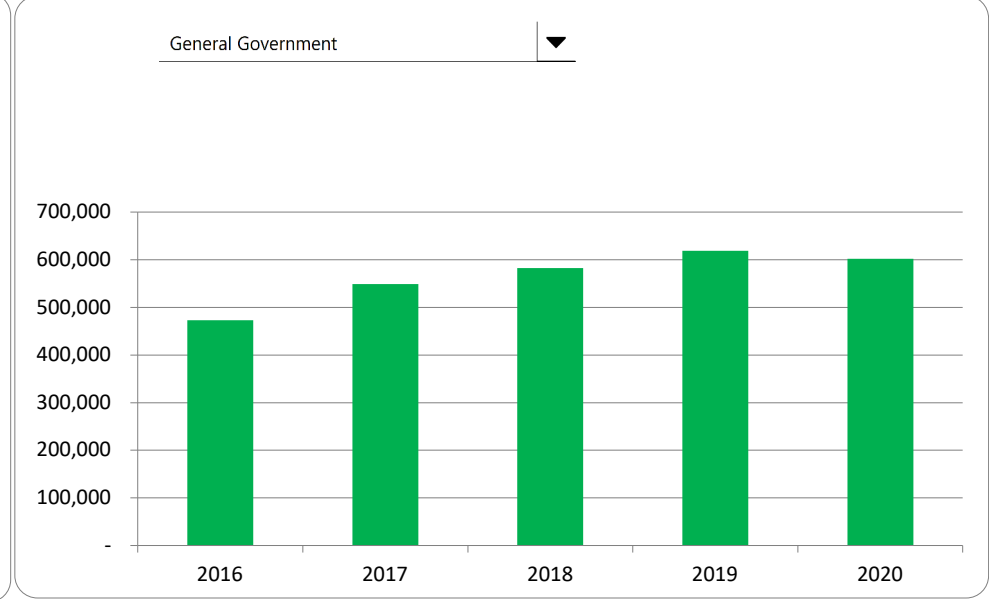
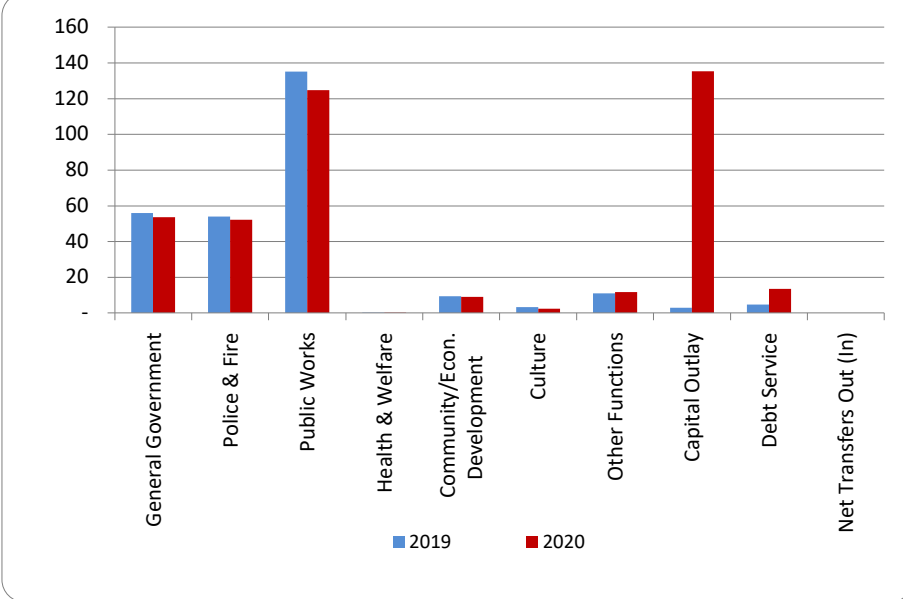
2. Compared to the prior year



	<u>2019</u>	<u>2020</u>	<u>% change</u>
General Government	\$ 618,952	\$ 602,244	-2.70%
Police & Fire	597,663	585,595	-2.02%
Public Works	1,493,711	1,398,184	-6.40%
Health & Welfare	4,400	4,400	0.00%
Culture	36,719	28,068	-23.56%
Community/Econ. Development	104,196	102,415	-1.71%
Other Functions	122,852	132,817	8.11%
Capital Outlay	33,593	1,515,046	4410.01%
Debt Service	53,376	151,799	184.40%
Net Transfers Out (In)	-	-	N/A
Total Expenditures	\$ 3,065,462	\$ 4,520,568	47.47%

3. Spending per capita - compared to the prior year

4. Historical trends of individual departments:

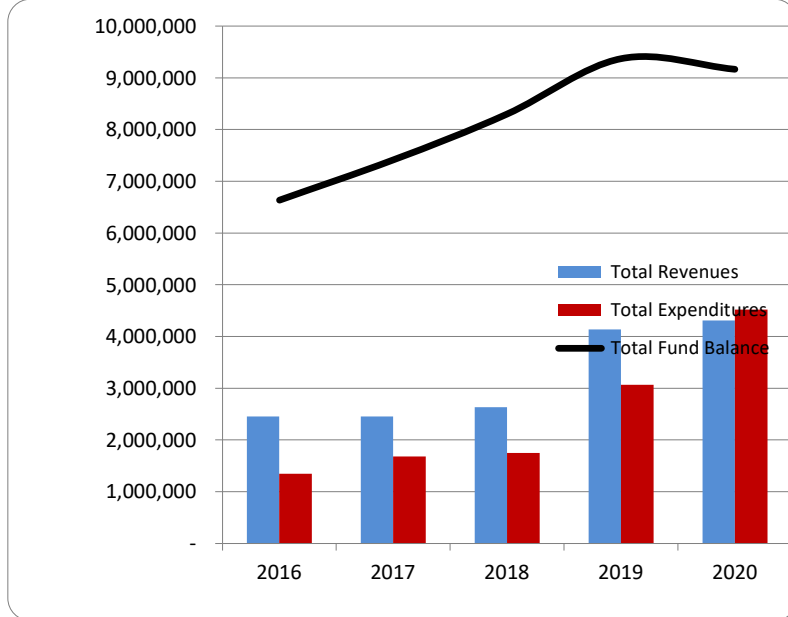


Commentary: Capital Outlay increased in 2020 due to the Township purchasing a new Township Hall.

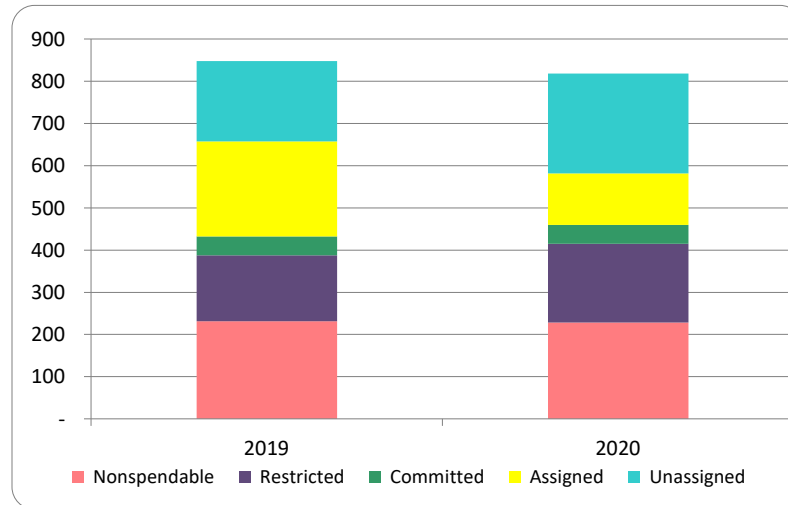
For more information on our unit's finances, contact Mike Cunningham at (810) 629-8631.

CITIZEN'S GUIDE TO LOCAL UNIT FINANCES - Tyrone Township (47-1150)

1. How have we managed our governmental fund resources (fund balance)?



3. Fund balance per capita - compared to the prior year

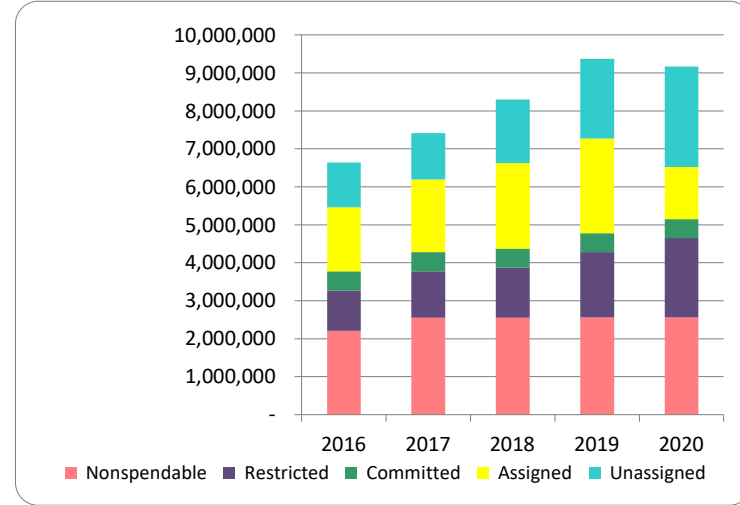


FINANCIAL POSITION

2. Compared to the prior year

	2019	2020	% change
Revenue	4,139,659	4,313,001	4.19%
Expenditures	3,065,462	4,520,568	47.47%
Surplus (shortfall)	1,074,197	(207,567)	-119.32%
Fund balance, by component:			
Nonspendable	2,560,836	2,559,309	-0.06%
Restricted	1,721,333	2,090,927	21.47%
Committed	500,000	500,000	0.00%
Assigned	2,490,484	1,369,509	-45.01%
Unassigned	2,101,496	2,646,837	25.95%
total fund balance	9,374,149	9,166,582	-2.21%

4. Historical trends of individual components



Commentary:

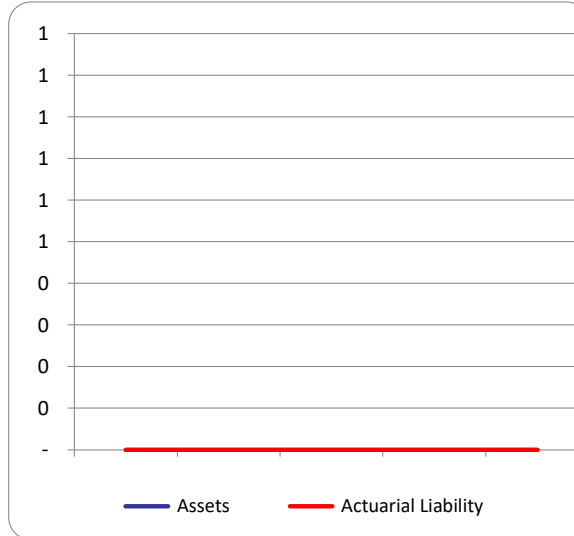
CITIZEN'S GUIDE TO LOCAL UNIT FINANCES - Tyrone Township (47-1150)

OTHER LONG TERM OBLIGATIONS

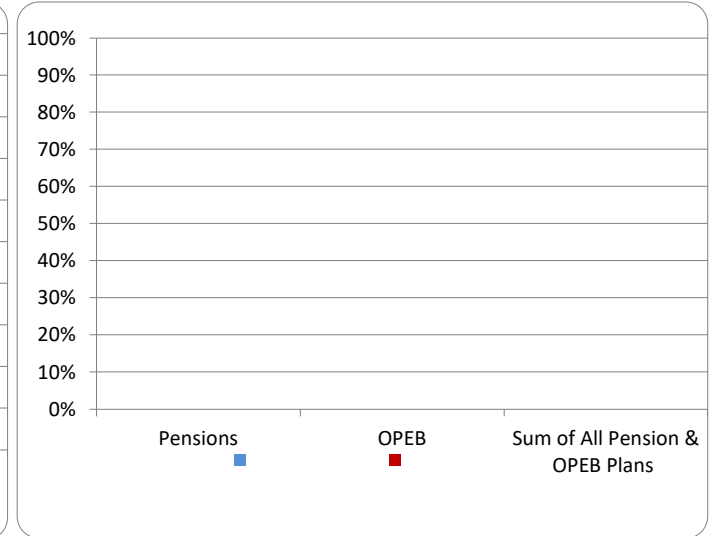
1. Pension funding status



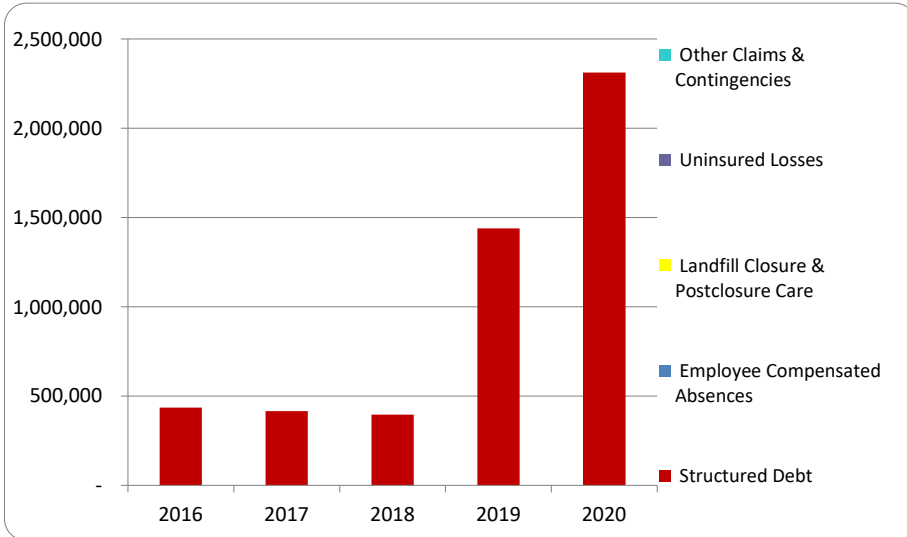
2. Retiree Health care funding status



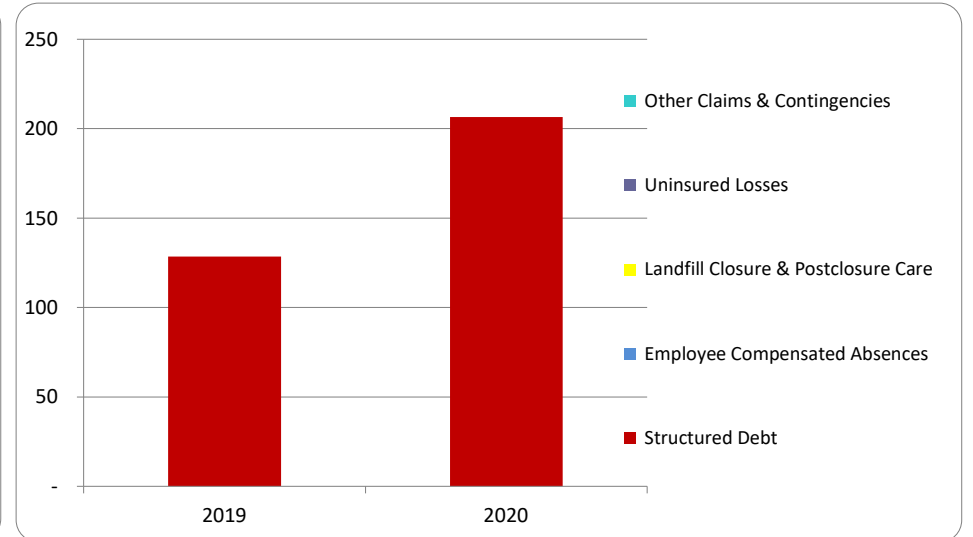
3. Percent funded - compared to the prior year



4. Long Term Debt obligations:



5. Debt & other long term obligations per capita - compared to the prior year



Commentary: Tyrone Township does not offer a defined benefit pension plan or retiree healthcare.

For more information on our unit's finances, contact Mike Cunningham at (810) 629-8631.